

Scaled data based on original data using  
LM-79-08 Approved Method: Electrical and Photometric Measurements of Solid-  
State Lighting Products

Test Report Prepared for  
Cooper Lighting Solutions  
(formerly Eaton)

Brand: McGRAW-EDISON

Report Number: P387049

Luminaire Tested: **GWC-SA2D-730-U-T4W**

Issue Date: 3/3/2020

**Test Information**

Test Method: LM-79-08  
Report Number: P387049  
TEST IS SCALED FROM IESNA LM-79-08 TEST DATA (G2-1903-205-18)  
Test Lab: INNOVATION CENTER  
Issue Date: 3/3/2020  
Manufacturer: COOPER LIGHTING SOLUTIONS (FORMERLY EATON)  
Product Line: MCGRAW-EDISON  
Catalog Number: GWC-SA2D-730-U-T4W  
Description: GALLEON WALL LUMINAIRE  
(2) 70 CRI, 3000K, 1200mA LIGHTSQUARES WITH 16 LEDS EACH AND TYPE IV WIDE OPTICS  
Light Source: -  
Ballast/Driver: ELECTRONIC DRIVER

**Summary**

Lumens per Lamp: N/A  
Luminaire Lumens: 14644 lumens  
Efficiency: N/A  
Efficacy: 113.5 lumens/watt  
Luminous Opening: Rectangular (W 1' x L: 0.5' x H: 0')  
IES Classification: Type IV - Short  
BUG Rating: B2 - U0 - G3

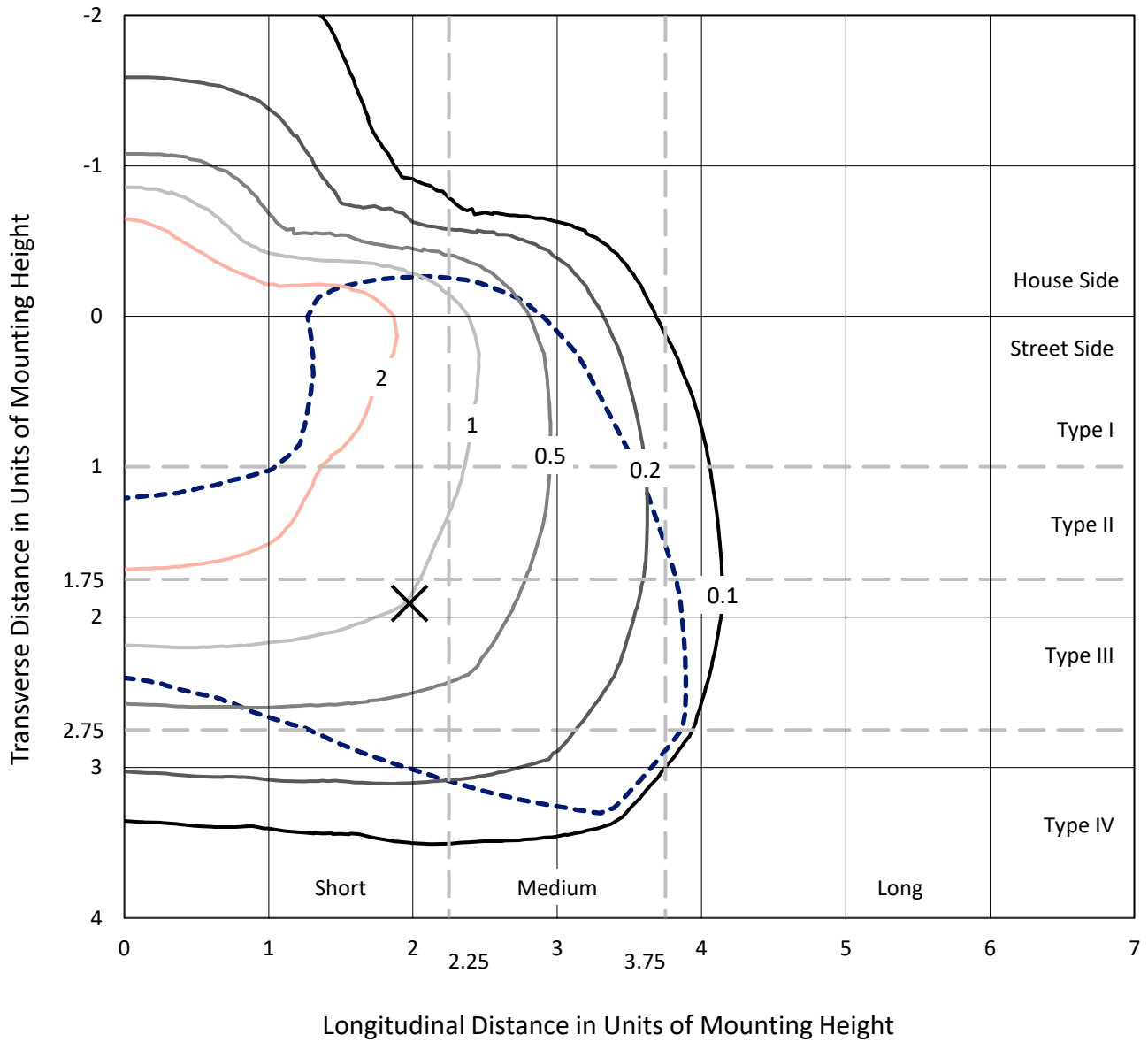
Input Watts (W): 129  
Input Voltage (V): NR  
Input Current (Ain): NR  
Voltage Rise (V): NR  
Power Factor: NR  
Total Harmonic Distortion (THDi): NR  
Frequency (hertz): 60  
Stabilization Time: NR  
Operation Time: NR  
Ambient Temperature (°C): NR  
Test Distance: 24 FT



REPORT NUMBER: P387049  
 CATALOG NUMBER: GWC-SA2D-730-U-T4W

### Iso-Footcandle Lines of Horizontal Illumination

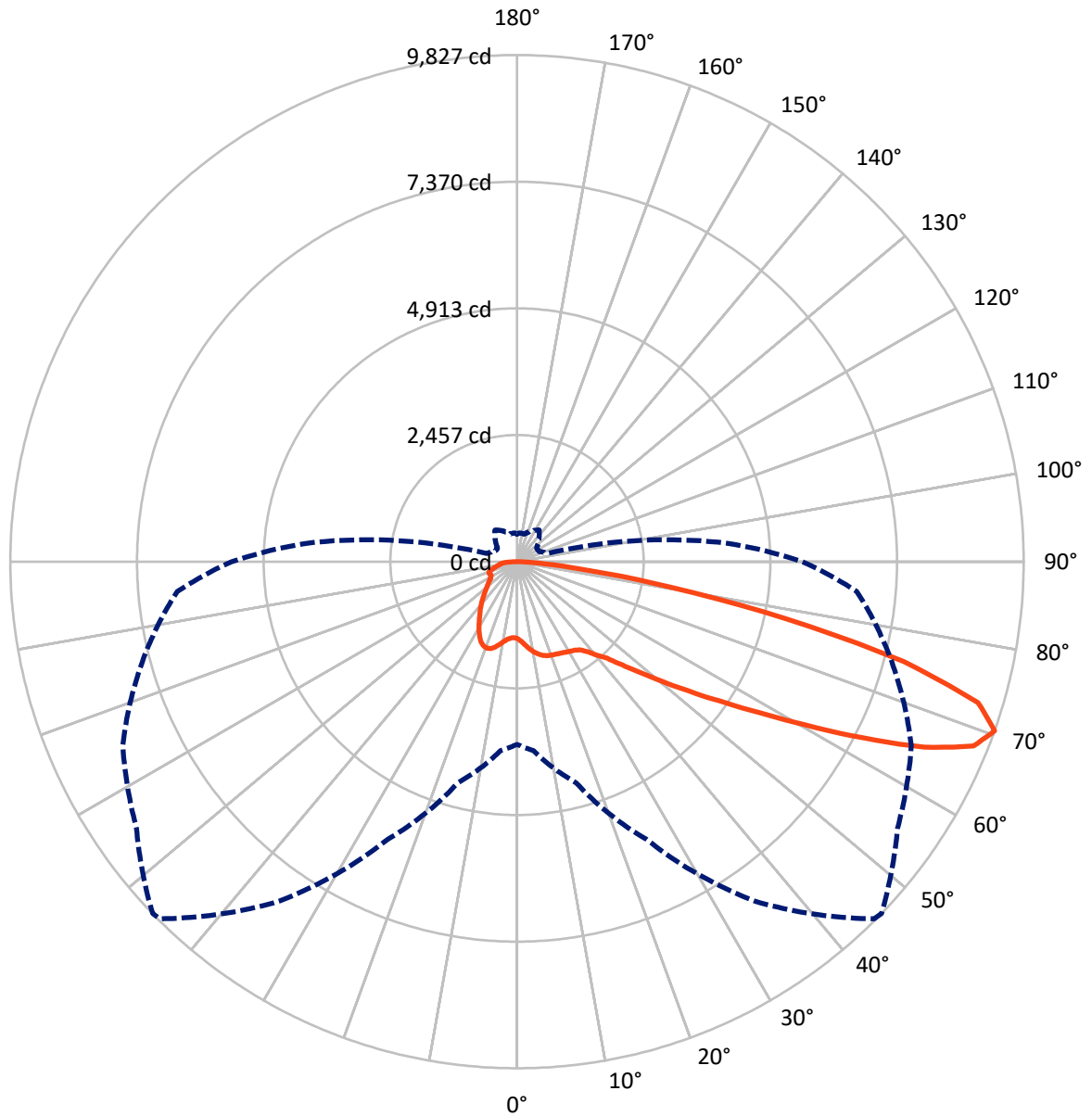
✕ Max cd  
 - - - 1/2 Max cd



Based on 20 foot mounting height. Maximum calculated value = 4.7 fc  
 Type IV - Short - N/A

REPORT NUMBER: P387049  
CATALOG NUMBER: GWC-SA2D-730-U-T4W

### Luminous Intensity Polar Plot



— Vertical Plane Through 46-Deg Lateral    - - - Horizontal Cone Through 70-Deg Vertical

REPORT NUMBER: P387049

CATALOG NUMBER: GWC-SA2D-730-U-T4W

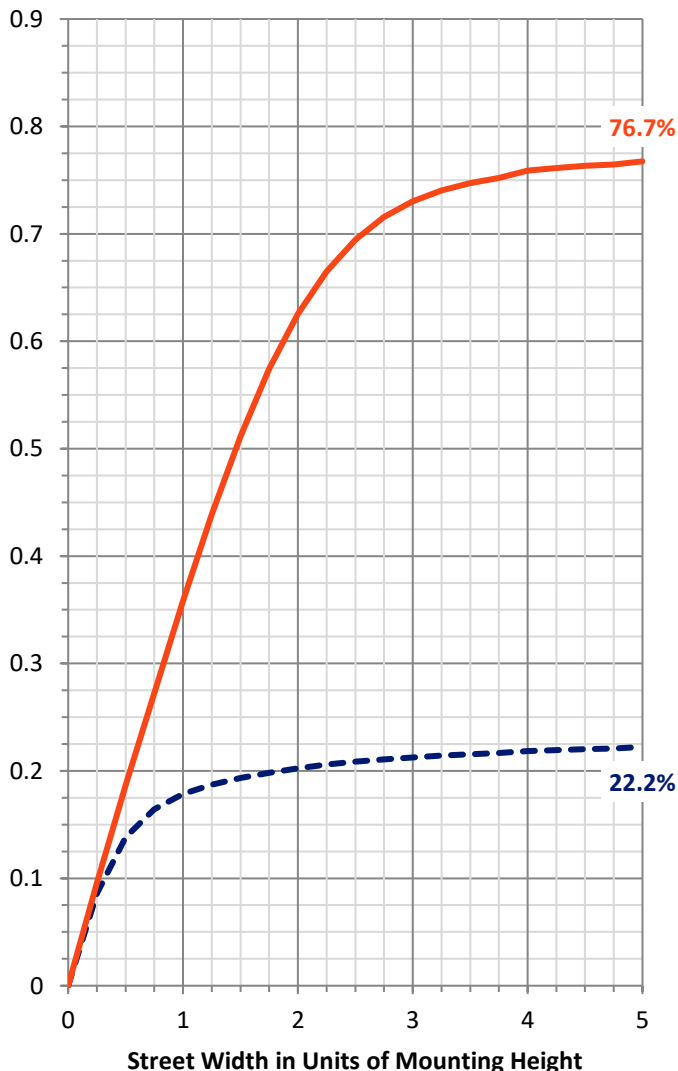
**FLUX DISTRIBUTION:**

		Downward	Upward	Total
<b>House Side</b>	Lumens	3356.4	0.0	3356.4
	% Fixture	22.9	0.0	22.9
<b>Street Side</b>	Lumens	11287.6	0.0	11287.6
	% Fixture	77.1	0.0	77.1
<b>Total</b>	Lumens	14644.0	0.0	14644.0
	% Fixture	100.0	0.0	100.0

**ZONAL LUMENS:**

Zone	Lumens	% Fixture
0°-10°	152.1	1.0
10°-20°	506.7	3.5
20°-30°	844.9	5.8
30°-40°	1199.0	8.2
40°-50°	1763.6	12.0
50°-60°	2986.7	20.4
60°-70°	4239.6	29.0
70°-80°	2575.6	17.6
80°-90°	375.9	2.6
90°-100°	0.0	0.0
100°-110°	0.0	0.0
110°-120°	0.0	0.0
120°-130°	0.0	0.0
130°-140°	0.0	0.0
140°-150°	0.0	0.0
150°-160°	0.0	0.0
160°-170°	0.0	0.0
170°-180°	0.0	0.0
0°-90°	14644.0	100.0
0°-180°	14644.0	100.0

**Coefficient of Utilization**



REPORT NUMBER: P387049

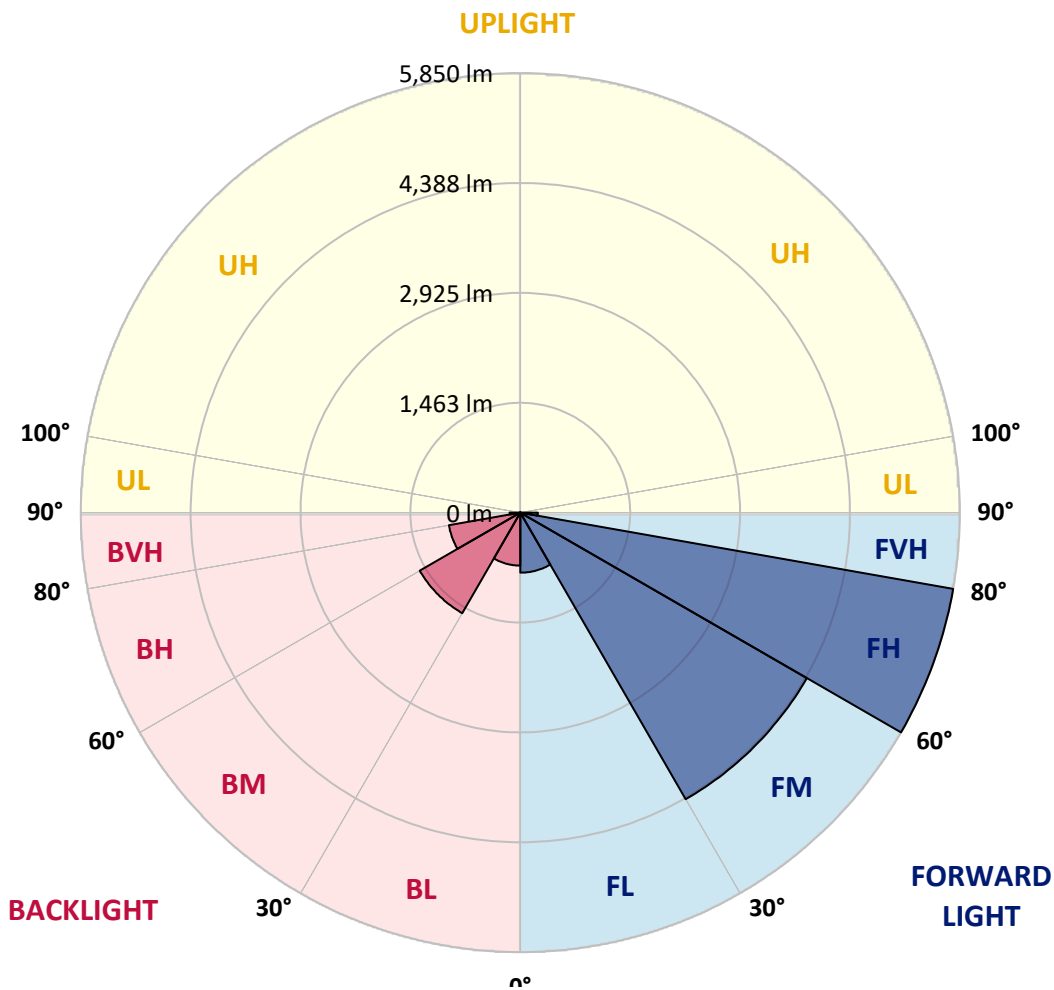
CATALOG NUMBER: GWC-SA2D-730-U-T4W

**LUMINAIRE CLASSIFICATION SYSTEM LUMEN TABLE AND BUG RATING:**

Zone	Lumens	% Fixture	Zone Rating/Lumen Limit		
			B	U	G
FL (0°-30°)	799.0	5.5			
FM (30°-60°)	4404.3	30.1			
FH (60°-80°)	5850.2	39.9			G3/7500
FVH (80°-90°)	234.1	1.6			G3/500
BL (0°-30°)	704.7	4.8	B2/1000		
BM (30°-60°)	1545.0	10.6	B2/2500		
BH (60°-80°)	964.9	6.6	B2/1000		G2/1000
BVH (80°-90°)	141.7	1.0			G2/225
UL (90°-100°)	0.0	0.0		U0/0	
UH (100°-180°)	0.0	0.0		U0/0	

**BUG Rating: B2-U0-G3**

Type IV Short





REPORT NUMBER: P387049

CATALOG NUMBER: GWC-SA2D-730-U-T4W

**CANDELA DISTRIBUTION (FULL):**

	0°	5°	15°	25°	35°	45°	46°	55°	65°	75°	85°
0°	1491.9	1491.9	1491.9	1491.9	1491.9	1491.9	1491.9	1491.9	1491.9	1491.9	1491.9
2.5°	1566.6	1567.6	1569.6	1564.6	1550.6	1546.6	1545.1	1530.5	1521.0	1507.0	1494.9
5°	1691.9	1692.9	1689.9	1675.9	1644.8	1621.7	1619.7	1586.7	1556.6	1524.5	1500.5
7.5°	1822.7	1824.2	1814.7	1788.1	1744.5	1704.4	1701.9	1656.8	1611.2	1562.6	1526.5
10°	1938.5	1932.5	1916.9	1879.8	1828.2	1779.1	1777.1	1730.0	1677.4	1618.7	1570.6
12.5°	2015.6	2010.6	1990.6	1945.5	1888.9	1843.7	1839.7	1796.1	1745.0	1680.9	1623.2
15°	2058.2	2061.7	2034.7	1983.6	1928.4	1890.4	1886.8	1855.8	1810.2	1745.5	1679.4
17.5°	2063.8	2066.8	2040.7	1990.1	1945.0	1918.9	1917.4	1896.9	1863.8	1801.7	1732.5
20°	2031.7	2033.7	2012.1	1970.5	1941.0	1933.0	1932.5	1923.4	1898.9	1843.7	1776.6
22.5°	1985.1	1986.6	1971.0	1941.0	1930.9	1943.5	1947.0	1943.5	1925.9	1874.3	1811.2
25°	1973.5	1972.5	1956.5	1925.9	1934.5	1961.0	1965.5	1967.0	1955.0	1909.9	1855.3
27.5°	2029.2	2025.7	1995.1	1946.0	1951.5	1983.6	1989.6	2004.1	1996.6	1957.0	1905.4
30°	2190.0	2184.0	2121.4	2022.2	1995.1	2011.6	2019.2	2042.2	2043.7	2010.6	1972.0
32.5°	2461.7	2454.2	2341.9	2164.5	2068.8	2040.2	2047.2	2081.8	2100.3	2074.8	2033.2
35°	2805.0	2796.4	2649.1	2406.5	2192.0	2094.8	2099.8	2127.4	2164.5	2128.4	2073.3
37.5°	3162.8	3142.2	3000.4	2691.2	2388.0	2211.6	2211.6	2215.1	2232.6	2157.5	2120.4
40°	3518.6	3498.1	3369.8	3026.0	2641.6	2395.5	2384.0	2306.3	2292.3	2227.6	2215.1
42.5°	3849.4	3843.4	3767.7	3404.3	2939.3	2576.4	2560.4	2428.6	2431.6	2391.5	2392.0
45°	4201.2	4201.2	4139.5	3786.2	3286.1	2867.1	2851.1	2657.1	2687.2	2668.6	2713.3
47.5°	4488.3	4497.4	4488.8	4184.1	3689.5	3236.5	3207.4	2973.9	3058.0	3121.7	3251.5
50°	4781.5	4795.5	4797.1	4620.6	4177.1	3675.5	3642.4	3394.3	3582.3	3764.7	4019.8
52.5°	5207.0	5238.6	5112.8	5056.1	4774.5	4196.7	4164.1	3935.1	4248.8	4504.9	4944.4
55°	5601.4	5573.8	5484.1	5519.2	5414.0	4790.0	4765.5	4564.5	4991.5	5324.3	5895.1
57.5°	5814.9	5812.9	5903.1	6053.4	6103.6	5521.7	5501.2	5305.7	5828.9	6079.0	6787.6
60°	6065.5	6069.0	6292.5	6633.8	6840.3	6432.8	6423.8	6275.5	6642.3	6783.6	7487.7
62.5°	6100.6	6163.7	6548.6	7135.9	7529.8	7497.3	7517.3	7149.0	7370.0	7345.9	8010.5
65°	5697.1	5780.3	6476.9	7287.8	8215.4	8661.5	8680.0	8027.5	7943.8	7826.5	8197.4
67.5°	4870.2	4993.5	5750.2	6957.5	8441.4	9521.9	9548.0	8708.6	8419.9	7989.4	7747.3
70°	3544.2	3681.0	4442.7	5942.2	8038.5	9797.1	9826.6	9009.8	8437.9	7525.8	6613.7
72.5°	2140.9	2248.2	2876.1	4374.6	6784.6	9295.9	9348.5	8627.9	7703.7	6374.7	4883.8
75°	940.2	1010.3	1390.7	2520.8	4857.2	7691.2	7756.9	7385.0	6259.4	4632.7	2886.6
77.5°	400.4	420.5	570.3	1095.0	2745.8	5255.6	5345.8	5395.9	4246.8	2520.8	1219.8
80°	249.6	257.6	322.7	495.6	1285.0	2951.8	3049.0	3174.8	2108.9	926.6	426.0
82.5°	151.8	160.9	214.5	299.7	669.0	1338.1	1384.7	1473.4	818.4	400.4	220.5
85°	91.2	97.7	131.3	189.4	380.9	526.2	525.7	581.3	385.4	257.6	116.3
87.5°	43.6	48.6	70.2	98.2	191.9	197.5	184.9	209.5	234.0	168.9	58.6
90°	0.0	0.0	0.0	0.0	0.0	0.0	0.0	0.0	0.0	0.0	0.0



REPORT NUMBER: P387049

CATALOG NUMBER: GWC-SA2D-730-U-T4W

**CANDELA DISTRIBUTION (continued):**

	90°	95°	105°	115°	125°	135°	145°	155°	165°	175°	180°
0°	1491.9	1491.9	1491.9	1491.9	1491.9	1491.9	1491.9	1491.9	1491.9	1491.9	1491.9
2.5°	1490.9	1488.9	1482.4	1477.4	1476.4	1473.4	1470.9	1472.4	1474.4	1474.9	1474.9
5°	1490.4	1484.9	1476.4	1472.9	1477.4	1483.4	1490.9	1501.0	1507.0	1511.5	1514.5
7.5°	1514.5	1504.0	1494.4	1492.4	1501.5	1517.5	1534.5	1555.6	1570.1	1580.1	1582.1
10°	1554.6	1541.6	1532.0	1534.0	1550.1	1573.1	1597.2	1624.2	1646.3	1659.8	1660.8
12.5°	1600.7	1588.2	1579.1	1587.7	1614.2	1642.3	1667.3	1690.9	1710.9	1724.5	1724.5
15°	1653.8	1644.8	1634.3	1653.8	1689.9	1715.0	1725.5	1737.0	1748.0	1758.1	1756.0
17.5°	1704.9	1696.4	1690.9	1713.9	1751.5	1763.1	1756.0	1747.5	1747.5	1753.0	1754.0
20°	1749.0	1741.5	1745.0	1767.6	1787.1	1775.1	1749.0	1722.0	1710.9	1713.9	1717.0
22.5°	1787.6	1784.1	1794.6	1805.2	1791.1	1749.0	1700.9	1664.3	1650.8	1649.8	1650.8
25°	1832.7	1832.2	1845.3	1826.2	1764.1	1686.4	1621.7	1586.2	1578.6	1584.7	1594.7
27.5°	1888.9	1894.4	1900.9	1831.2	1708.9	1591.7	1526.0	1501.5	1509.0	1523.5	1533.0
30°	1960.5	1975.6	1961.5	1818.7	1629.8	1483.4	1420.8	1413.8	1434.3	1454.9	1464.9
32.5°	2030.2	2053.7	2019.7	1786.1	1527.5	1368.7	1320.0	1318.0	1343.1	1363.1	1377.2
35°	2086.3	2132.9	2063.3	1721.5	1409.2	1262.9	1227.3	1213.8	1222.8	1246.4	1262.4
37.5°	2159.5	2237.2	2093.3	1622.7	1281.0	1175.7	1134.1	1103.0	1095.0	1104.5	1112.6
40°	2293.3	2396.0	2107.4	1484.9	1155.7	1088.5	1046.4	1000.8	969.2	946.2	946.7
42.5°	2511.8	2603.0	2098.3	1317.5	1039.9	1003.3	955.7	903.1	852.0	799.8	795.8
45°	2866.6	2910.7	2071.3	1140.1	938.2	914.1	869.5	816.9	748.7	689.6	684.1
47.5°	3434.4	3336.7	2029.2	985.3	848.5	838.4	797.3	736.7	664.5	616.9	612.9
50°	4208.7	3951.6	2008.6	862.0	769.3	772.3	738.7	674.6	606.4	571.3	567.3
52.5°	5134.8	4667.8	2048.2	766.8	705.6	716.1	691.1	631.0	573.8	546.3	542.2
55°	6095.5	5409.5	2090.8	697.6	645.5	666.0	657.5	607.9	556.3	530.7	527.2
57.5°	6917.9	5963.2	2005.6	641.5	591.9	623.9	631.5	593.4	547.3	524.2	520.2
60°	7435.6	6186.3	1782.1	588.9	549.3	590.4	616.4	589.4	550.8	548.8	545.8
62.5°	7681.2	6166.7	1446.8	547.3	522.7	575.8	627.4	611.9	590.9	608.9	610.4
65°	7570.9	5872.0	1077.5	519.7	503.7	581.3	660.5	654.5	602.4	620.4	622.9
67.5°	6845.3	5168.9	797.8	495.6	482.6	596.9	720.7	668.5	579.8	592.9	584.8
70°	5532.7	4097.9	615.4	468.6	461.1	594.9	747.7	660.0	555.3	558.3	536.7
72.5°	3815.3	2794.4	500.7	443.5	430.0	542.2	728.7	639.0	534.7	511.7	483.1
75°	2074.8	1500.0	425.5	417.5	375.4	476.1	693.6	623.9	516.2	485.6	469.6
77.5°	816.4	622.4	369.4	381.9	328.3	420.5	654.5	595.4	490.6	450.5	442.5
80°	333.3	317.7	306.2	330.3	282.1	367.8	607.4	561.8	460.1	418.0	401.9
82.5°	188.9	197.5	238.0	260.6	229.0	338.8	584.8	534.7	423.5	374.4	355.3
85°	96.7	115.8	165.9	186.9	168.4	288.2	538.7	468.1	339.8	286.7	288.2
87.5°	46.6	64.6	104.7	117.3	109.3	208.5	402.4	339.3	264.6	209.5	203.0
90°	0.0	0.0	0.0	0.0	0.0	0.0	0.0	0.0	0.0	0.0	0.0



Signify Classified - Internal  
Cooper Lighting Solutions Photometric Lab  
1121 Highway 74 South  
Peachtree City, GA 30269

Scaled Data Report



Report Generated By 670245982

Signify Classified - Internal  
Cooper Lighting Solutions Photometric Lab  
1121 Highway 74 South  
Peachtree City, GA 30269

Scaled Data Report



Signify Classified - Internal  
Cooper Lighting Solutions Photometric Lab  
1121 Highway 74 South  
Peachtree City, GA 30269

Scaled Data Report



Signify Classified - Internal  
Cooper Lighting Solutions Photometric Lab  
1121 Highway 74 South  
Peachtree City, GA 30269

Scaled Data Report



Signify Classified - Internal  
Cooper Lighting Solutions Photometric Lab  
1121 Highway 74 South  
Peachtree City, GA 30269

Scaled Data Report



--- HS    — SS

Signify Classified - Internal  
Cooper Lighting Solutions Photometric Lab  
1121 Highway 74 South  
Peachtree City, GA 30269

Scaled Data Report



u

Signify Classified - Internal  
Cooper Lighting Solutions Photometric Lab  
1121 Highway 74 South  
Peachtree City, GA 30269

Scaled Data Report



Signify Classified - Internal  
Cooper Lighting Solutions Photometric Lab  
1121 Highway 74 South  
Peachtree City, GA 30269

Scaled Data Report



(END OF REPORT)